

GoldMoney



GoldMoney

Preparing for the Collapse of the Dollar

James Turk

17 November 2009

Zurich, Switzerland

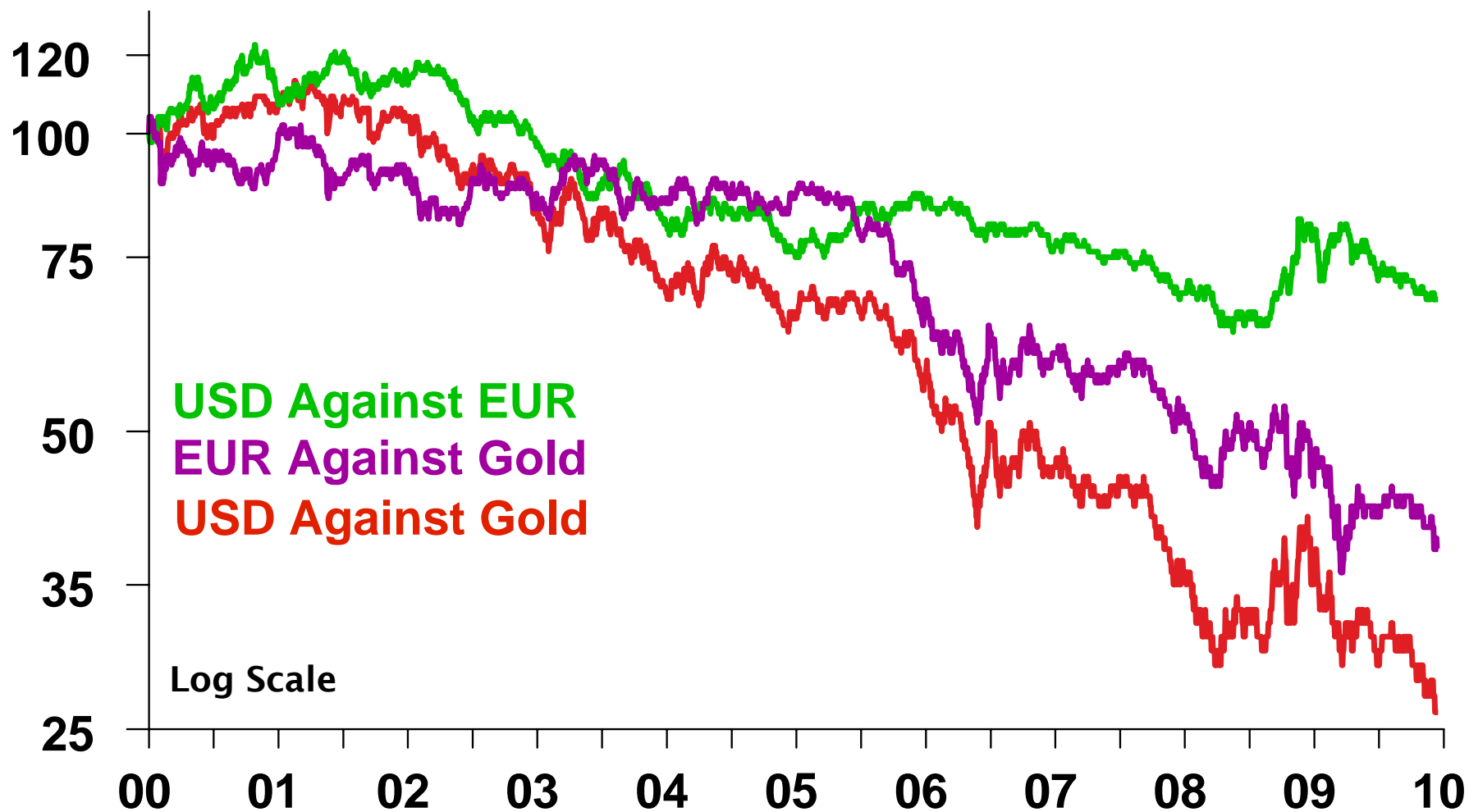


The US dollar & euro this decade

GoldMoney

US Dollar Debasement (Base of 100)

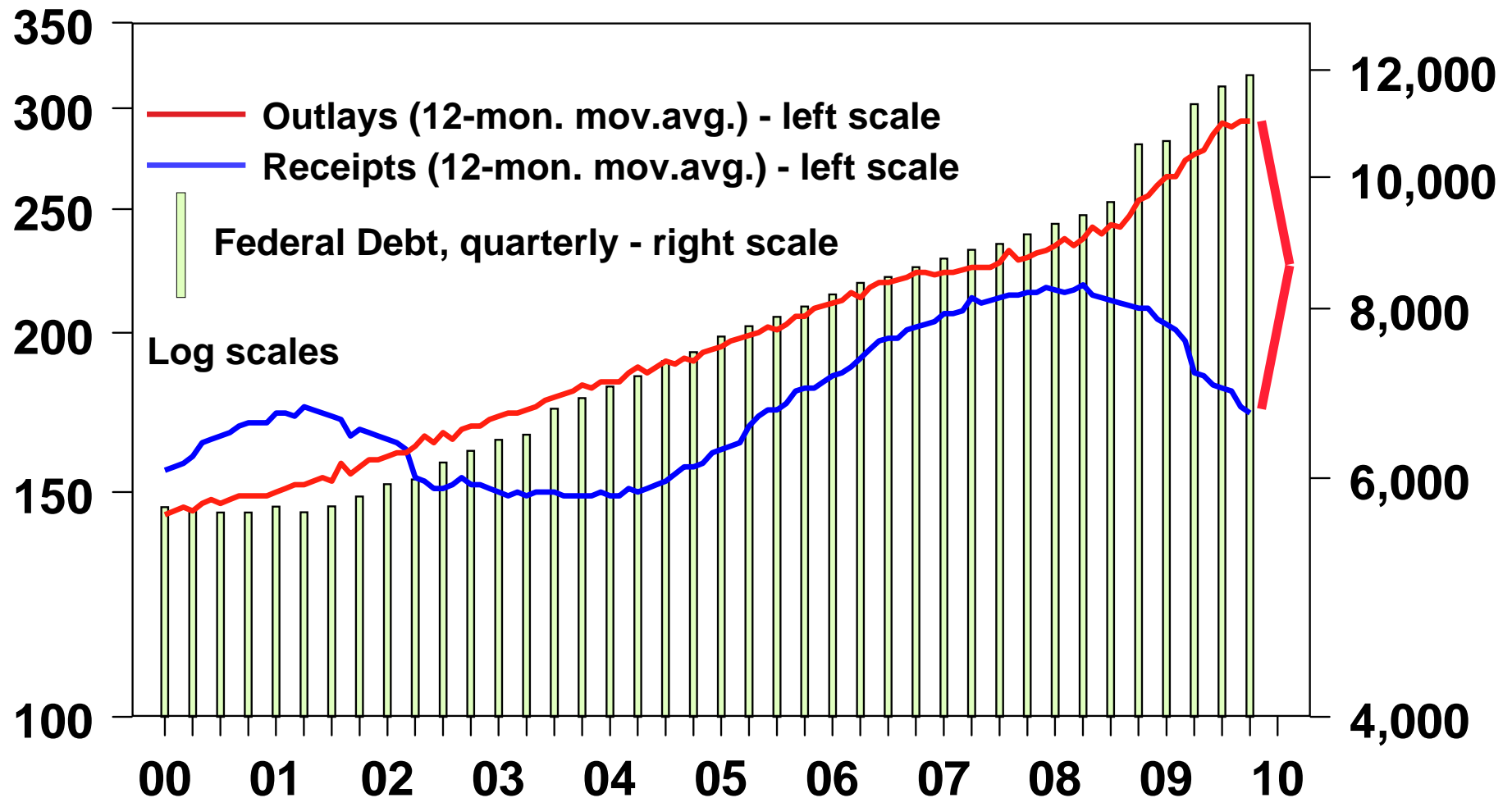
January 3, 2000 through November 13, 2009



The US dollar's problem

GoldMoney

Federal Tax Receipts Tumble & Outlays/Debt Soar January 2000 - October 2009 (US dollars in billions)





One of the best performing asset classes

GoldMoney

Gold % Annual Change

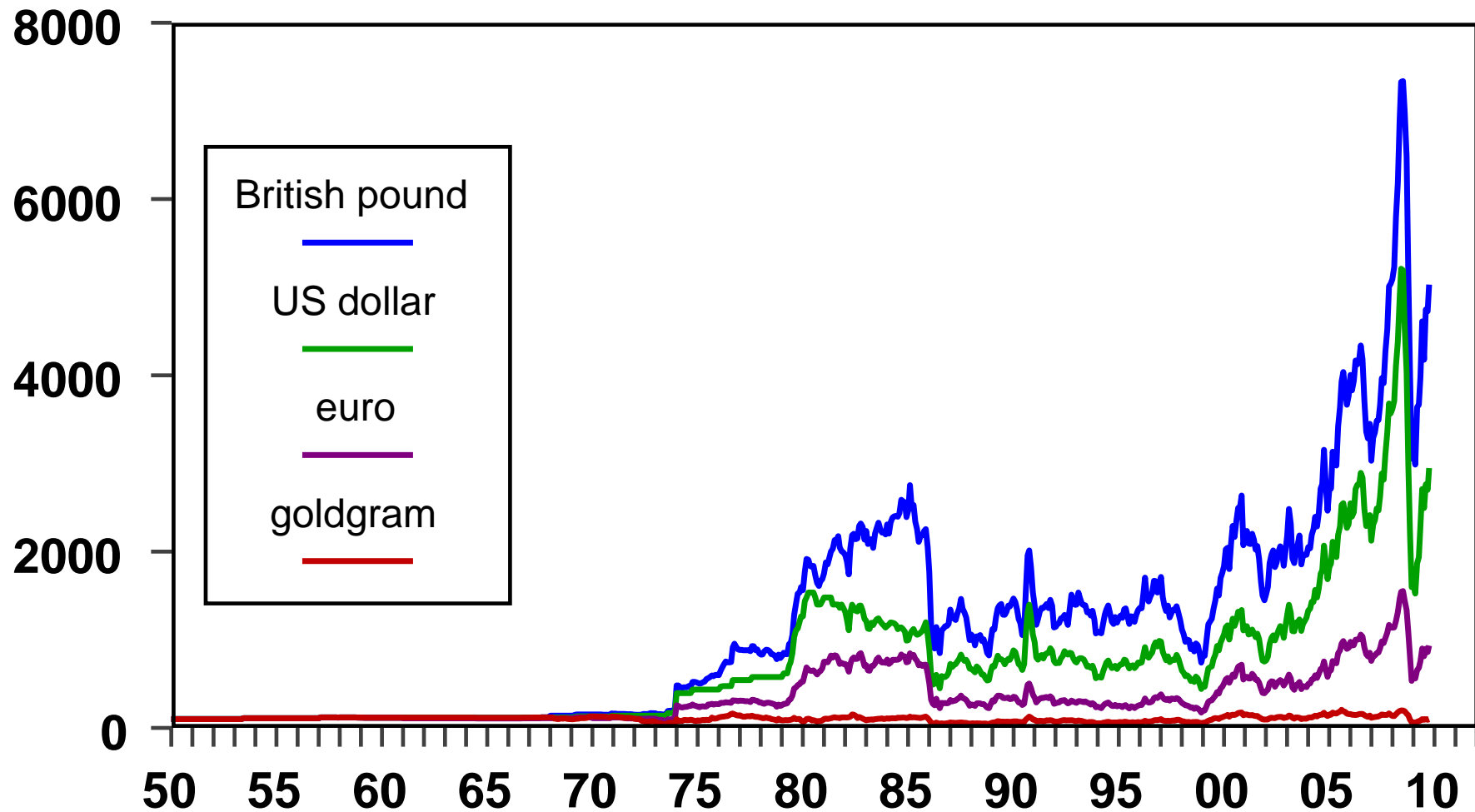
	USD	AUD	CAD	CNY	EUR	INR	JPY	CHF	GBP
2001	2.5%	11.3%	8.8%	2.5%	8.1%	5.8%	17.4%	5.0%	5.4%
2002	24.7%	13.5%	23.7%	24.8%	5.9%	24.0%	13.0%	3.9%	12.7%
2003	19.6%	-10.5%	-2.2%	19.5%	-0.5%	13.5%	7.9%	7.0%	7.9%
2004	5.2%	1.4%	-2.0%	5.2%	-2.1%	-0.0%	0.9%	-3.0%	-2.0%
2005	18.2%	25.6%	14.5%	15.2%	35.1%	22.8%	35.7%	36.2%	31.8%
2006	22.8%	14.4%	22.8%	18.8%	10.2%	20.5%	24.0%	13.9%	7.8%
2007	31.4%	18.6%	10.4%	23.0%	17.9%	17.5%	24.7%	21.5%	29.2%
2008	5.8%	32.5%	32.4%	-1.1%	11.9%	30.4%	-14.9%	0.2%	44.3%
8-Year Average	16.3%	13.3%	13.6%	13.5%	10.8%	16.8%	13.6%	10.6%	17.1%
10 mos. to Oct-09	17.7%	-8.7%	4.0%	17.8%	11.3%	13.7%	16.7%	13.1%	4.8%



Gold is money

GoldMoney

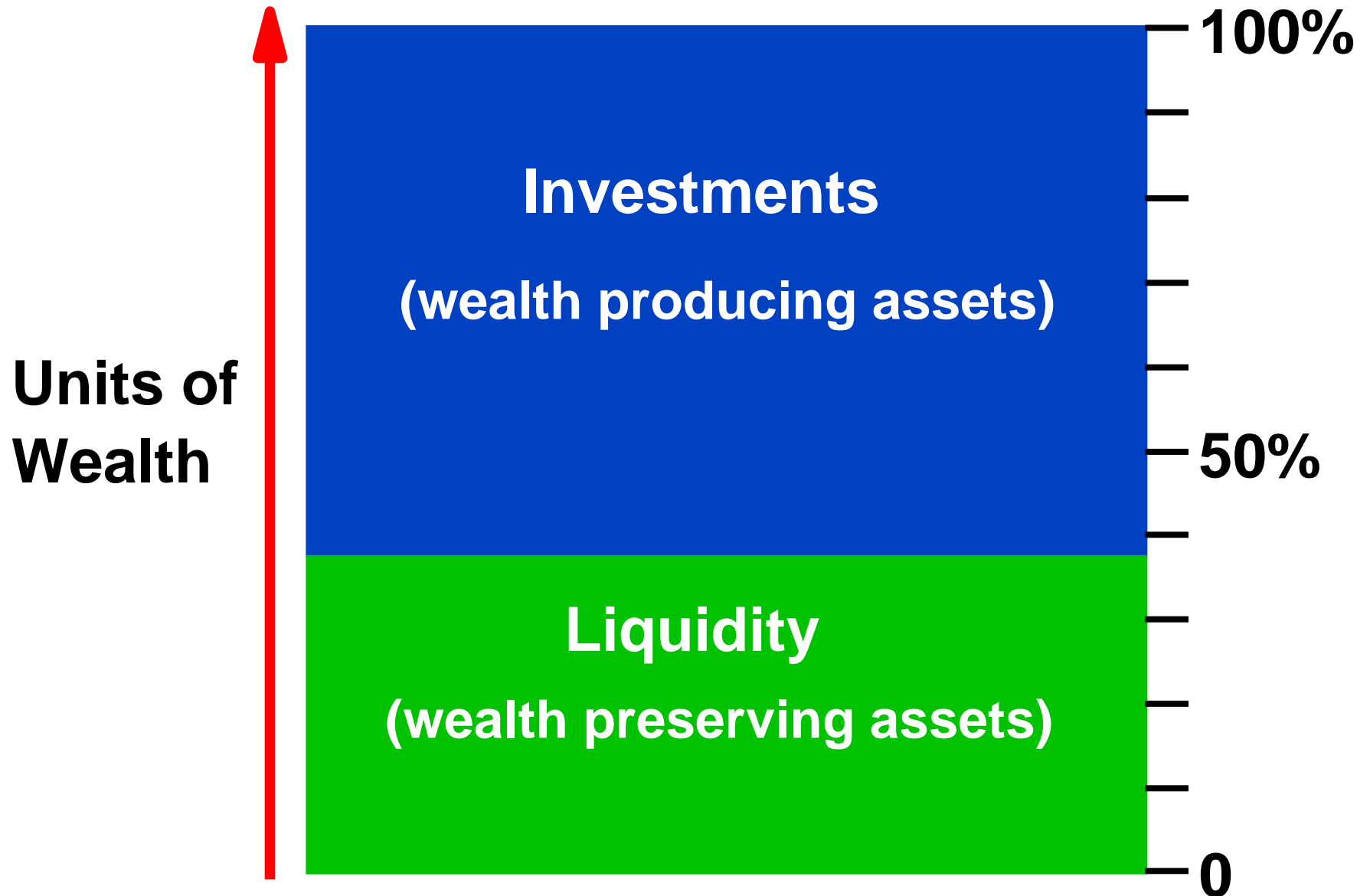
Crude Oil Prices (Base of 100) January 1950 through October 2009





Portfolio composition

GoldMoney

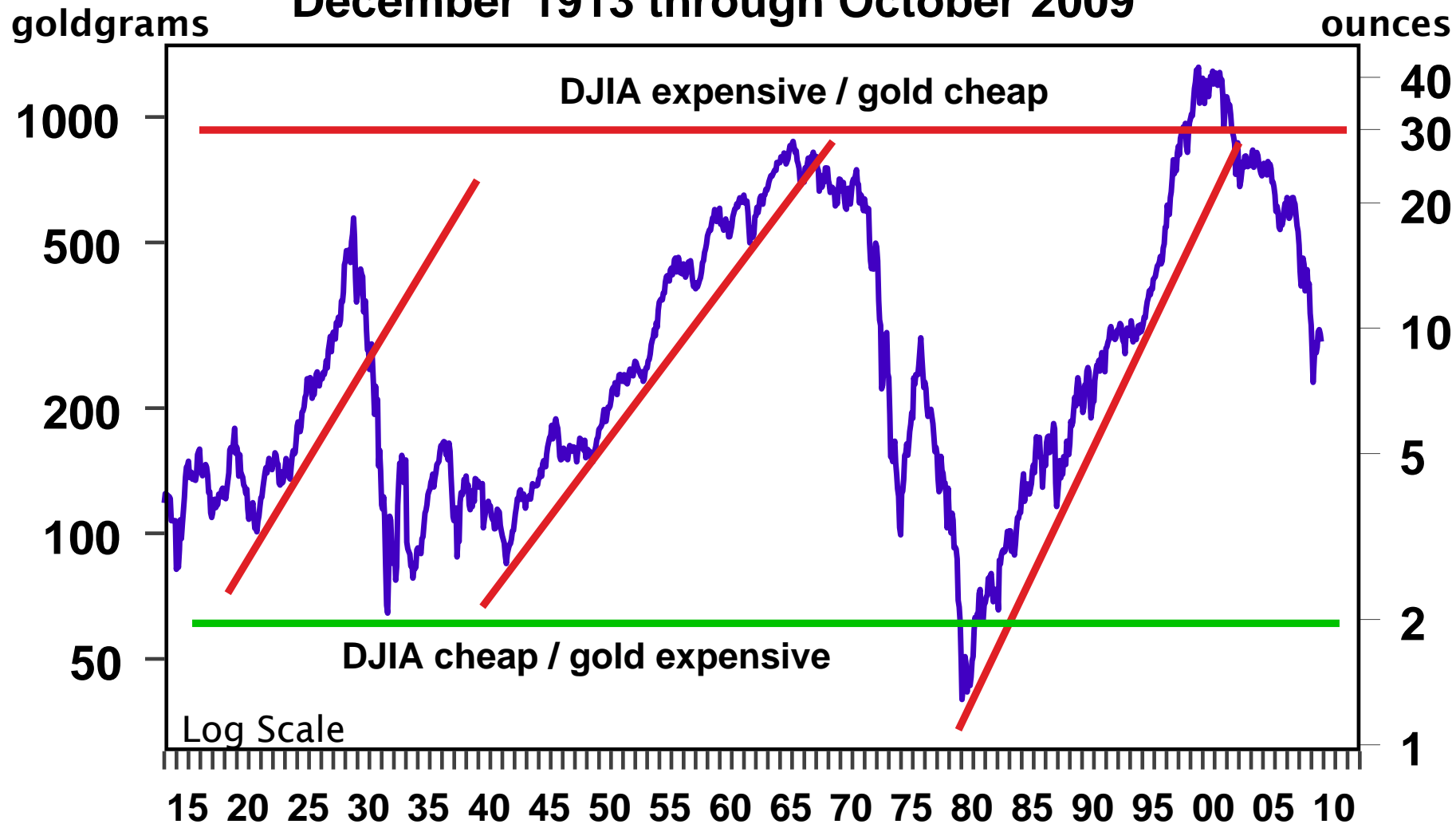




The boom – bust cycle

GoldMoney

Dow Jones Industrials in Gold December 1913 through October 2009





“The U.S. government has a technology, called a printing press (or today, its electronic equivalent), that allows it to produce as many U.S. dollars as it wishes at no cost.”

Federal Reserve Chairman Ben Bernanke



The outlook for hyperinflation

GoldMoney

	\$	€
1) Gold price is rising	✓	✓
2) Oil/commodities rising	✓	✓
3) Negative real interest rates	✓	✓
4) Blind faith in central banks	✓	✓
5) Stock market rising	✓	✓
6) Runaway gov't spending	✓	✓
7) Demand for currency falling	✓	?



GoldMoney

jamesturk@goldmoney.com

www.goldmoney.com